

INVESTMENT OBJECTIVE

The CMI MIC High Yield Opportunity Fund is designed to generate net annual returns of 10-11%, comprised of interest and fee revenue minus expenses, paid directly to shareholders. The CMI HYOF offers a combination of consistent returns, while risk is mitigated through the MIC's investment in multiple mortgages, and the backing of these loans by real estate security.

FUND DETAILS

Fund Type:	Mortgage Investment Corporation
Inception:	February 2020
Redemptions:	Quarterly
Management fee:	Share class dependant, 1%
AUM at September 2022:	\$48.54 million
Dividend Re-investment Plan (DRIP):	Yes
Eligible for Registered Plans:	Yes
Fundserv Codes:	Class A: CCI 311, Class F: CCI 312

FUND FINANCIAL SUMMARY

Cash and Equivalents	\$7,779,832
Mortgage Investments	\$48,543,630
Invested Capital	\$56,323,462
Portfolio Composition	
Average Loan Size	240,315
Number of Loans	202
Weighted Average LTV	75.28%

YEAR OVER YEAR AUM

Year	Amount	Y.O.Y Change
2020	\$5,267,865.00	
2021	\$28,158,022.01	435%
SEP 2022	\$48,543,630.17	72%*

* As of SEPTEMBER 30, 2022

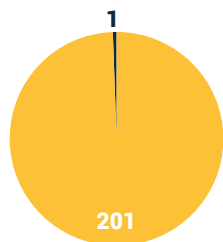
HISTORICAL PERFORMANCE

Year	Percent
2020	10.47%
2021	10.39%
SEP 2022	10.50%

12 MO Trailing Return: 10.48%

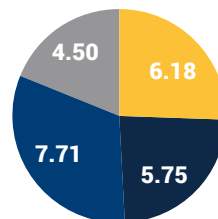
Since inception: 10.39%

PORTFOLIO DIVERSIFICATION



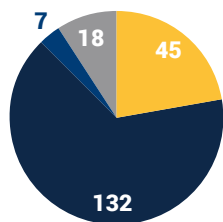
MORTGAGE ALLOCATION PER BUILDING TYPE

Residential-Owner
Commercial



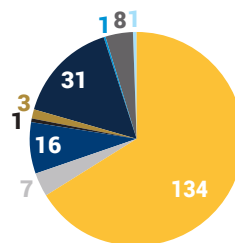
AVERAGE MATURITY PER SECURITY POSITION (Months)

First
Second
Third
Blanket



MORTGAGE ALLOCATION PER SECURITY POSITION

First
Second
Third
Blanket



GEOGRAPHIC BREAKDOWN

Ontario
Newfoundland
Manitoba
Quebec
B.C.
Alberta
New Brunswick
Nova Scotia
PEI

PORTFOLIO SUMMARY

Description	# of Mortgages	\$ Amount	% Total
Security Rank			
Blanket Mortgages	18	\$6,016,108.87	12.39%
First Mortgages	45	\$15,501,722.92	31.93%
Second Mortgages	132	\$25,600,837.38	52.74%
Third Mortgages	7	\$1,424,961.00	2.94%
Mortgages	202	\$48,543,630.17	100%
Asset Class			
Commercial	1	\$194,471.10	0.40%
Residential-Land	201	\$48,349,159.07	99.60%
Geographic Breakdown			
Alberta	31	\$4,649,236.33	9.58%
British Columbia	16	\$2,944,004.95	6.06%
Manitoba	7	\$1,469,937.00	3.03%
New Brunswick	1	\$255,000.00	0.53%
Newfoundland	3	\$373,310.92	0.77%
Nova Scotia	1	\$90,000.00	0.19%
Ontario	134	\$37,523,690.97	77.30%
PEI	1	\$65,000.00	0.13%
Quebec	8	\$1,173,450.00	2.42%

Through CMI's MICs and its partner lending program, investors can access the private lending market with professionally managed solutions. Canadian Mortgages Inc. and its related entities has placed over \$1.5 billion in private mortgages with less than 0.25% capital loss rate over all mortgages placed. CMI strives to establish itself as one of Canada's largest private lenders to facilitate in the growing need for alternative lending. The CMI HYOF is distributed through a registered securities dealer; please consult your investment advisor before making an investment decision.